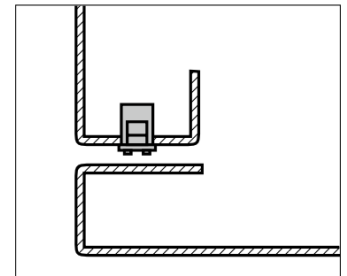
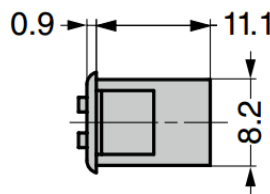
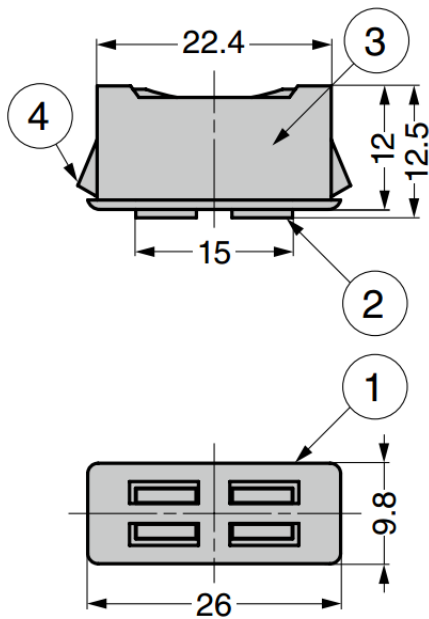
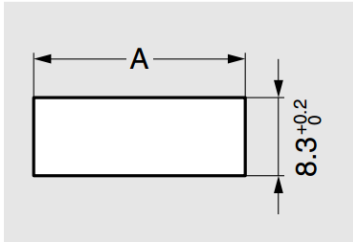


GMC-FS34 Snap In Magnetic Catch

Features

- Snap in installation



Bore Dimensions

Item Name	Door Thickness	A
GMC-FS34 WW/GW	0.5	22.6 ^{+0.2} ₀
	0.8	23.7 ^{+0.2} ₀
GMC-FS34 WB/BB/GB	1.0	22.7 ± 0.1
	1.2	23.5 ± 0.1
	1.4	24.0 ± 0.1
GMC-FS34 WG/GG	1.6	22.7 ± 0.1
	2.0	23.8 ± 0.1

No.	Part Name	Material	Finish / Colour
①	Body	PA	White, Black, Grey
②	Yoke	Steel (SPCC)	Coloured Zinc Chromate (Trivalent)
③	Magnet	Ferrite	-
④	Spring	POM	White, Blue, Green

Part No.	Body Colour	Spring Colour	Magnetic Force	
GMC-FS34WW	White	White	12.7 N	1.3 kg
GMC-FS34GW	Grey		21.6 N	2.2 kg
GMC-FS34WB	White	Blue	12.7 N	1.3 kg
GMC-FS34BB	Black		21.6 N	2.2 kg
GMC-FS34GB	Grey	Green	12.7 N	1.3 kg
GMC-FS34WG	White		21.6 N	2.2 kg
GMC-FS34GG	Grey			